

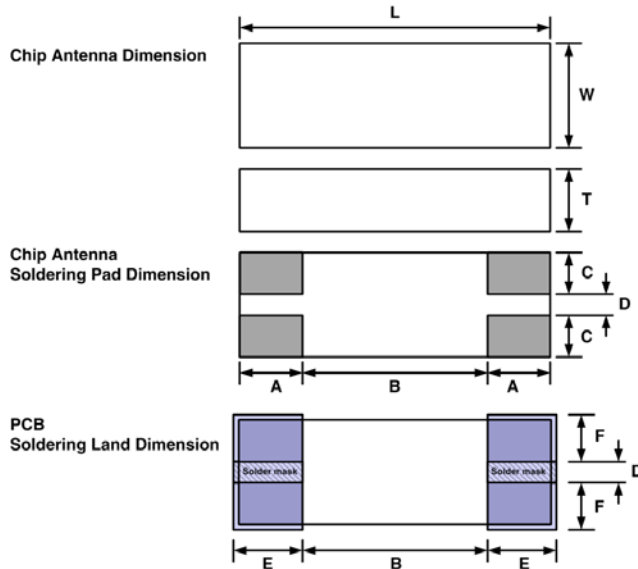
# Dielectric Chip Antenna



■ P/N : ODBTPTR6020

This specification covers the dielectric chip antenna ODBTPTR6020 used in Bluetooth

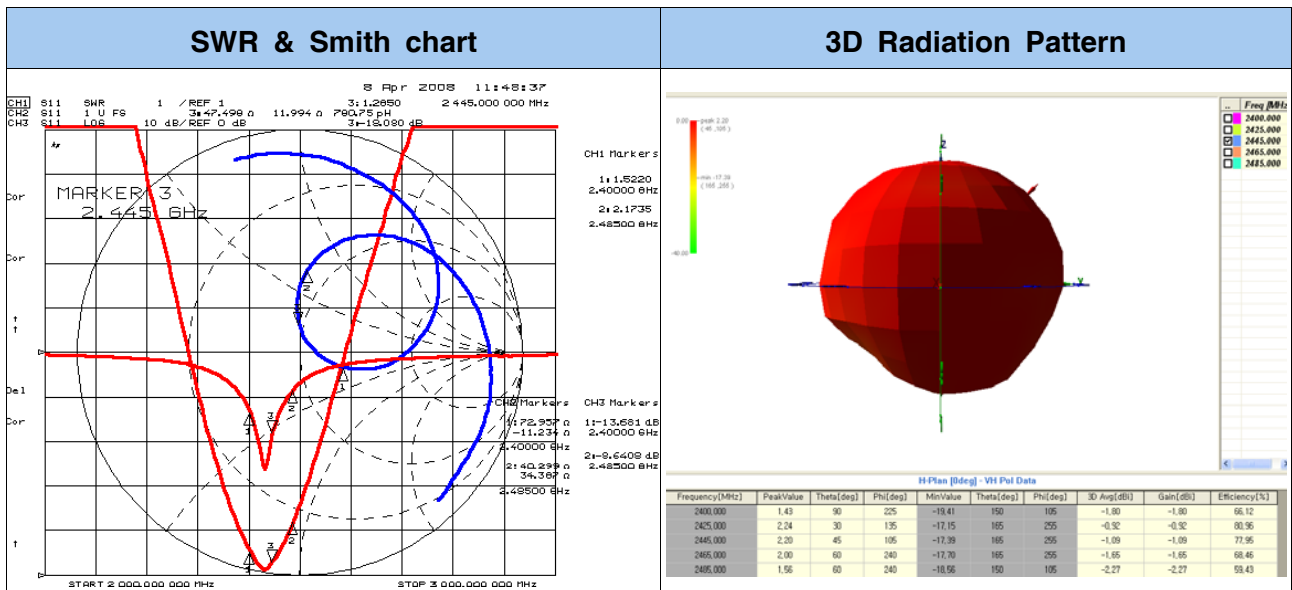
■ MECHANICAL DIMENSION (unit : mm, tolerance : ± 0.1)



L	6.0
W	2.0
T	1.2
A	1.2
B	3.6
C	0.8
D	0.4
E	1.3
F	0.9

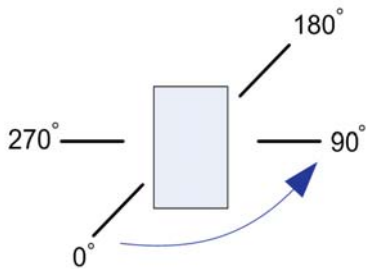
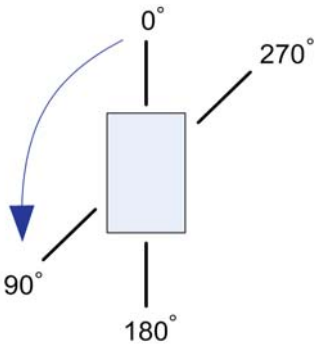
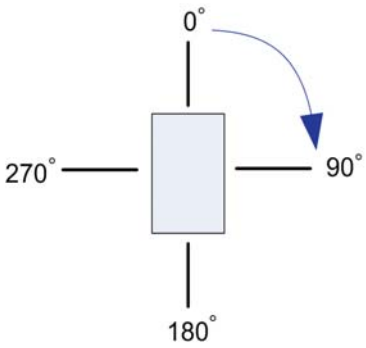
■ ELECTRICAL CHARACTERISTICS

ITEM		SPEC				
Frequency Range		2400 ~ 2485 MHz				
VSWR		3:1 Max				
Polarization		Linear				
Frequency [MHz]		2400	2425	2445	2465	2485
Gain [dBi]	Peak	1.43	2.24	2.20	2.00	1.56
	Average	-1.80	-0.92	-1.09	-1.65	-2.27
Efficiency [%]		66.12	80.96	77.95	68.46	59.43



## ELECTRICAL CHARACTERISTICS (2D)

2D Measurement				
Gain	Azimuth	Theta	Peak	-8.84
			Average	-11.84
		Phi	Peak	-5.75
			Average	-9.60
	Elevation 1	Theta	Peak	2.62
			Average	-0.71
		Phi	Peak	-7.42
			Average	-13.40
	Elevation 2	Theta	Peak	-9.11
			Average	-16.40
		Phi	Peak	1.92
			Average	-2.13

Azimuth Plane	Elevation1 Plane	Elevation2 Plane
		
Theta	Vertical field of measured plane	
Phi	Horizontal field of measured plane	

## 2D RADIATION PATTERN

